




N-STORM

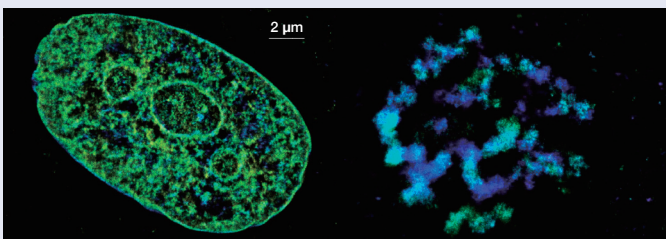
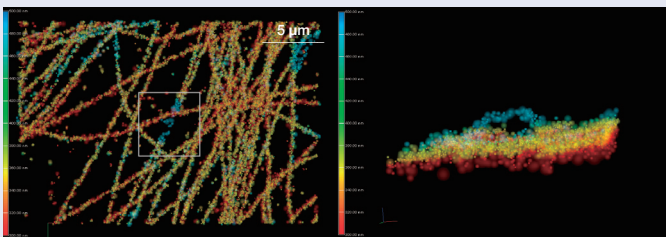
Super-Resolution Microscope System

The N-STORM Super-Resolution Microscope System takes advantage of Nikon's powerful ECLIPSE Ti2-E inverted microscope and applies high-accuracy, multi-color localization and reconstruction in three dimensions (xyz) to enable super-resolution imaging at tenfold the resolution of conventional light microscopes (up to approximately 20 nm in xy). This powerful technology enables the visualization of molecular interactions at the nanoscopic level, opening up new worlds of scientific understanding.



10x improvement of axial resolution up to 50nm

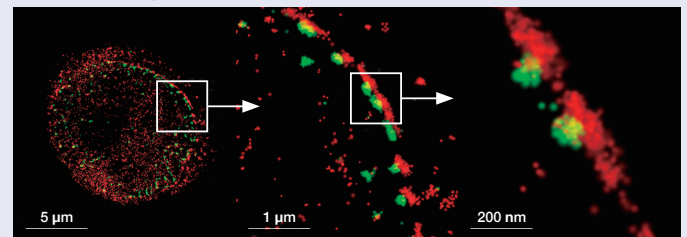
N-STORM achieves a tenfold enhancement in axial resolution over conventional light microscopes and provides nanoscale information in 3D.



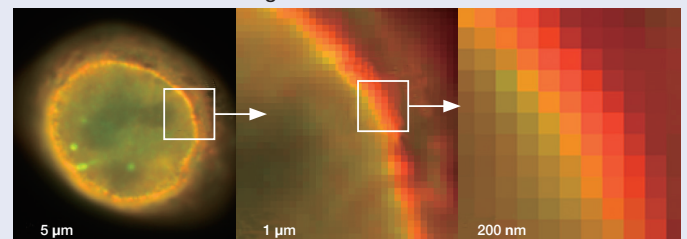
Up to 20 nm lateral resolution

N-STORM utilizes high accuracy localization information for thousands of individual fluorophores present in a field of view, exhibiting spatial resolution that is 10 times greater than conventional optical microscopes.

N-STORM images



Conventional widefield images



For more information, scan the QR code or visit www.microscope.healthcare.nikon.com/n-storm

