

# Analytics Powered by Relay

## Make smarter, data-driven decisions

Analytics powered by Relay pulls together all the usage information for devices, apps, applications, and online resources into a single, actionable dashboard.

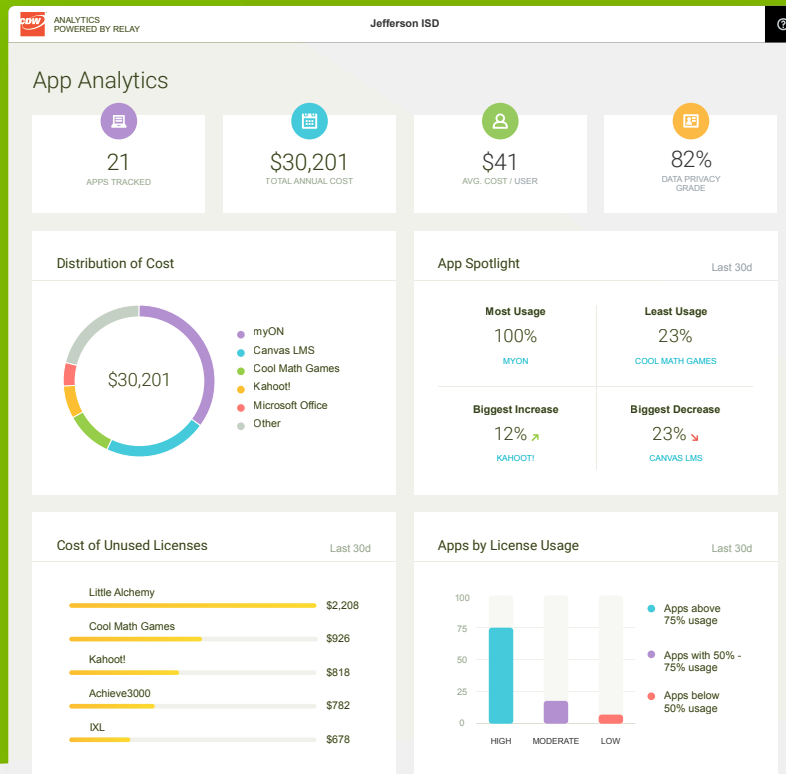
Get an overview of all apps in use



Know where your budget goes



Identify unused resources



Ensure data and privacy compliance



Understand trends in app usage



Identify opportunities for increased adoption



### Drive Adoption

Pinpoint groups or users with low adoption of key resources to target training and professional development efforts

### Maximize ROI

Identify used and unused licenses and their associated costs for all resources, by school and group

### Maintain Compliance

Spot out-of-compliance or rogue applications that could present privacy or data security concerns

With Analytics Powered by Relay, Schools will be able to answer their toughest questions:

- Is what we're paying for actually being utilized as intended?
- How is adoption of educational technology tools progressing?
- Have we implemented redundant tools that present an opportunity for cost-savings?
- Are the tools we're using strongly aligned with data privacy laws & frameworks?
- How often are applications being used and what are they most often used for?
- Does the district usage of district resources achieve a system of digital equity?
- Have teachers implemented their own tools out of compliance with processes?
- What groups most use each individual resource?

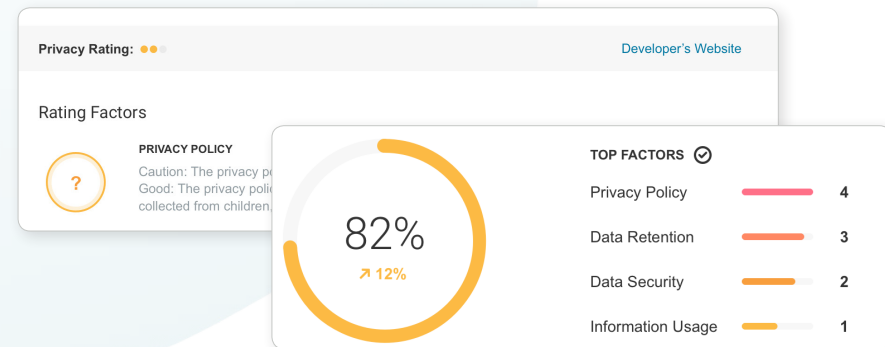
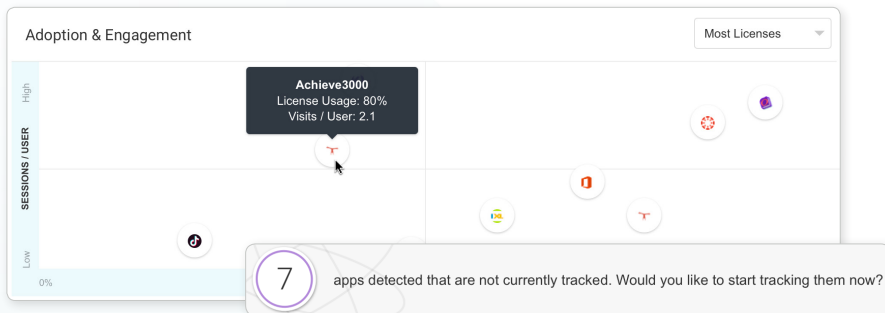
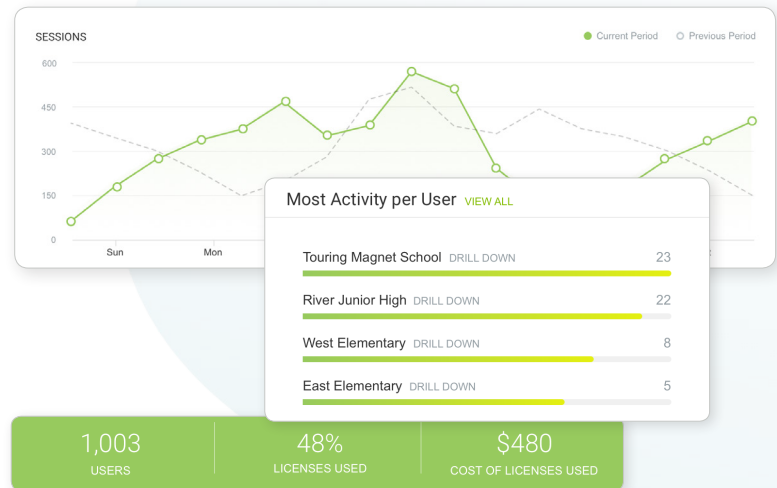
# Features

**Drill down details** on each individual app, software, or online resource to show what classes, groups, or schools are utilizing it

**Reporting on used/unused licenses** for software, app, online resources

**Analysis of cost and ROI** of all software, apps, and paid resources

- ✓ Powered by a secure agent that cannot be removed by end user
- ✓ Shareable via secure, expire-able link



**Adoption and engagement analysis** for apps, software, online resources

**Combines all traffic**, on network or at home; app or application or browser into a single view

**Analysis of app, software, resource compliance** with data privacy and security policies

- ✓ Installed and set up without end user interaction
- ✓ Does not require hardware
- ✓ Works across Mac, Chrome, Windows, and iOS devices

## How it works

Analytics powered by Relay uses Lightspeed Systems proprietary Smart Agent to view and report on all traffic from the root level of the school device. Agents are run in invisible report-only mode and do not disrupt or delay activity. (Optionally Analytics powered by Relay can be used in conjunction with Relay filtering to provide not just reporting but also powerful filtering tools to allow and block traffic, apps, and resources.)

## The most complete analytics solution available

- ✓ Every OS
- ✓ Everywhere the school device goes (on school network or off)
- ✓ Every browser
- ✓ Every app and application
- ✓ Every user

Ready to make smarter, data-driven decisions?

Email [EduAnalytics@cdwg.com](mailto:EduAnalytics@cdwg.com) or visit [www.cdwg.com/CDWanalytics](http://www.cdwg.com/CDWanalytics).