

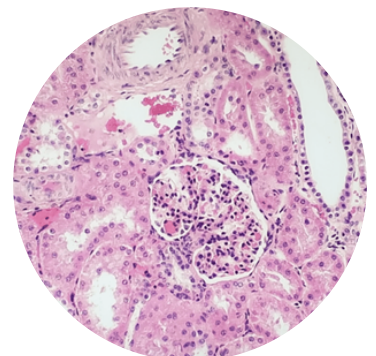
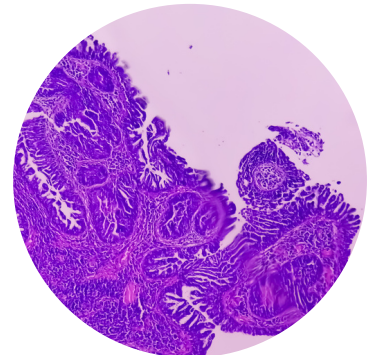
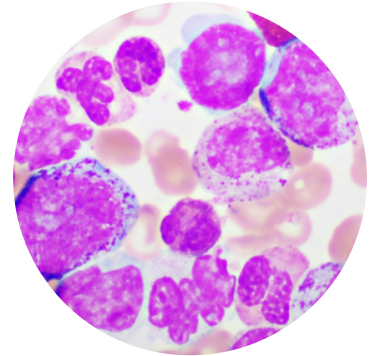
Quality Stains, Reagents + Solvents

For over 40 years, Cenmed has been the trusted partner for laboratories seeking exceptional stains and reagents. We provide high-quality solutions utilized by medical facilities of all sizes, including clinical laboratories, hospitals, doctor offices, and private clinics. Choose Cenmed for quality stains and reagents, and experience the difference.

The Cenmed Difference

Our expertise spans across various specialties: microbiology, hematology, cytology/histology, and pathology. Our commitment goes beyond specialization – we're dedicated to your success, no matter your unique needs.

- **Unwavering quality:** We maintain the highest standards in every step of the process, ensuring reliable and consistent results in your lab.
- **Tailored solutions:** We offer custom blends and formulations to meet your specific requirements, allowing for increased efficiency and accuracy.
- **Experience you can trust:** With over four decades in the industry, we have the knowledge and expertise to provide valuable insights and support.



Contact Information

Get in touch with your local **Account Executive** to discuss your laboratory requirements with us.

CALL US TO PLACE AN ORDER
(732) 447-1100



Learn more about Cenmed products and services www.cenmed.com

Hematology

- Wright, Wright Giemsa, and May-Grunwald Giemsa Stain
- Giemsa Stain
- Eosinophil Diluting Fluid and Stain
- Urinary Sediment Stain
- Prussian Blue Stain Kit
- Malarial Wright Giemsa Stain Kit (Alcoholic)
- Malarial Quick Stain Kit (Non-Alcoholic)
- May-Grunwald Stain Kit
- Bone Marrow Stain Kit for Iron (Prussian Blue Reaction)
- Siderocyte Stain Kit (Prussian Blue Reaction)
- Sudan Black B Stain Kit
- Fecal Stain Kit
- Fecal Leukocyte Stain (Loeffler's Methylene Blue)
- Methylene Blue Solutions (Aqueous)
- Sudan IV Stain Kit (for Fat in Stool Specimens)
- Semen Analysis Kit
- Platelet Diluting Fluid
- WBC Diluting Fluid
- Heinz Body Stain
- RBC Diluting Fluid (Haymen's + Gower's)

Cytology/Histology

- Papanicolaou Staining Solutions (EA 36, EA 50, EA 65, and OG 6)
- Shorr-Single Differential Stain
- Jenner-Giemsa Stain Kit (May-Grunwald Giemsa Method)
- Gill-Hematoxylin Stain Kit
- Harris' Alum Hematoxylin Stain
- Mayer's Acid Alum Hematoxylin Stain
- Weigert's Iron Hematoxylin Stain Kit
- Mallory's Acid Hematoxylin Stain (Phosphotungstic Acid)
- Heidenhain's Iron Hematoxylin Stain Kit
- Eosin Y Staining Solutions
- Eosin Phloxine Solution
- Phloxine B Counterstain
- Gomori's Trichrome Stain (Histological Stain)
- Nuclear Fast Red Stain (Kernechtrot)
- Schiff Reagent (for Periodic Acid-Schiff Reaction)
- Sudan Black B Stain Kit (for fat)
- Gomori's Method for Iron in Tissue (Prussian Blue Reaction)
- Stat Stain for Frozen Sections (Toluidine Blue-Basic Fuchsin)
- Mayer's Mucicarmine Stain
- Bennhold's Congo Red Stain Kit (for Amyloid)
- Verhoeff's Elastic Tissue Stain Kit
- Mallory's Aniline Blue Collagen Stain Kit
- Bismark Brown with Methyl Green Stain Kit
- Methyl Green with Pyronin Stain
- Nile Blue A Stain
- Herxheimer's Sudan IV Stain Kit
- Maldonado's Method Stain Kit (for Pancreatic Islet Cells)
- Berg's Method Stain Kit (for Spermatozoa in Sections)
- Diazo Method Stain Kit (for Argentaffin Granules)
- Lendrum's Stain Kit (for Inclusion Bodies in Sections)
- Page-Green Method Stain Kit (for Inclusion Bodies)
- Gram Stain Kit (for Bacteria in Tissue)
- Fite's Method Stain Kit (for Acid-Fast Bacteria in Tissue)
- Gridley's Method Stain Kit (for Endamoeba Histolytica)

Microbiology

- Gram Stain Kit for Differential Staining of Bacteria
- Cryptosporidium Stain Kit (Modified Kinyoun Method)
- Sputum Digestant
- Acid-Fast Stain Kit
- PPLO Stain (for Mycoplasma)
- Modified Trichrome Stain (for Microsporidia Spores in Stool)
- Trichrome Stain Kit with PVA Solution
- Calcofluor White Stain (for Fungi)
- Lactophenol Cotton Blue Stain (for Fungi)
- Albert's Stain Solution Kit (for Diptheria Bacilli)
- MIF Stain and Fixative Kit (Merthiolate-Iodine-Formaldehyde)
- Mayer's Mucicarmine Stain Kit (for Cryptococcus)
- Spore Stain Kit
- Lugol's Iodine Solution
- Capsule Stain Kit (Hiss Method)
- Eosinophil Stain Kit
- Fluorescent Stain Kit (for Acid-Fast Bacteria)
- Leifson's Bacterial Flagella Stain Kit
- Ziehl-Neelsen Stain Kit (for Acid-Fast Bacteria)
- Chlamydial Stain Kit
- Pneumocystis Carinii Stain Kit (Modified Toluidine Blue O Stain)
- Gram-Weigart Stain Kit (for Pneumocystis Carinii)
- Macchiavello Stain Kit (for Rickettsiae and Chlamydiae)

Urology

- Methanol Fixative
- Urinary Sediment Stain (Modification of Sternheimer and Malbin)
- Prussian Blue Stain Kit (for Hemosiderin in Urine)
- Fecal Stain Kit
- Fecal Leukocyte Stain
- Methylene Blue Solutions (Aqueous)
- Sudan IV Stain Kit (for Fat in Stool Specimens)
- Semen Diluting Fluid

Miscellaneous Solutions

- Buffered Neutral Formalin (10%)
- Sulfosalicylic Acid
- Sodium Hydroxide
- 0.067M Phosphate Buffer
- Sodium Citrate, 0.1M
- Potassium Hydroxide
- Hydrochloric Acid, 0.1N
- Sulfuric Acid
- Acetic Acid, Glacial ACS
- Acetone
- Methanol
- Ethanol